

101 ways to use the DVDs *The Story of Jesus for Children* and *Jesus—Legend or Lord?*

- 1 Give copies to your local libraries
- 2 Have your children show it to their friends
- 3 Commemorate church member's birthdays and anniversaries
- 4 Use them as a gift on the anniversary of baptisms
- 5 Share them with your child's sports team
- 6 Give a copy to your local hospitals
- 7 Supply them to your hospital visitation team
- 8 Give them to VBS families
- 9 Show the DVD at Sunday school and give each child a copy for a friend
- 10 Show the DVDs and hand them out at a fair booth this summer
- 11 Give them away at sports events
- 12 Give one to your neighbour
- 13 Leave one as a gift to your letter carrier
- 14 Send one home with each confirmand along with an assignment
- 15 Show to your evangelism committee and ask them how to use the DVDs
- 16 Give a copy to children in church preschool/day-care/nursery school
- 17 Show to youth group and give each a copy for a friend
- 18 Make them available to community social ministries
- 19 Use them to recognize church council members and other volunteers
- 20 Leave copies on your church tract rack
- 21 Give a copy to visitors along with your church information
- 22 Ask members to fund 3 for \$10 and then distribute them
- 23 Give them away at a mall display
- 24 Give one to your newspaper's religion editor with a story about your Open House
- 25 Gifts for family members
- 26 Use them in adult Bible classes
- 27 At baptism, give a copy to the family and sponsors
- 28 Make them part of marriage preparation courses
- 29 Give one to those undergoing adult instruction
- 30 Use them to give away as "random acts of kindness"
- 31 Leave them in public places (bus, restaurant, doctor's office, grocery store, gym locker)*
- 32 Place in the hotel room night stand*
- 33 Hand them out during your community's Canada Day or Christmas parade
- 34 Give one to every child attending camp this summer
- 35 Present a copy to each child involved in a guiding or scouting program held in your church.
- 36 Include them in food hampers supplied by your church's food bank
- 37 Give a copy to every family in your Lutheran school
- 38 Use them as prizes at a church fun fair
- 39 Give one to every new family in the congregation
- 40 Provide them to members of ESL classes (the Jesus DVD is multi-lingual)
- 41 Give one to each Cradle Roll member along with an invitation to Sunday school
- 42 Put on in children's birthday party "loot bags"
- 43 Place copies in your church library
- 44 Make them available to nursing homes
- 45 Have your Sunday school and youth group kids distribute door-to-door in your church neighbourhood
- 46 Leave one for the person who delivers your newspaper
- 47 Give them away at Halloween
- 48 Include with Sunday school Christmas goody bags
- 49 Give copies to the kids who skateboard on your church parking lot
- 50 Use them for street ministry at your local 7-11*
- 51 Give them to those attending church functions such as bake sales, garage sales, social events etc.
- 52 Share DVDs with co-workers
- 53 Give them away at your personal garage sale
- 54 Ask business owners in your congregation to give them away (car dealerships could include a free DVD with vans equipped to play them!)
- 55 Distribute them while Christmas carolling
- 56 Give one to your hairdresser or manicurist
- 57 Use them when visiting correctional institutions
- 58 Give as a graduation gift
- 59 Use at confirmation/youth/young adult retreats
- 60 Give a copy to your bus driver or cab driver
- 61 Send to CEF investors
- 62 Show and discuss in circuit forums
- 63 Take them to shut-ins
- 64 Use them as door prizes at social events
- 65 Give one to your pizza delivery person
- 66 Leave a DVD with your tip at a restaurant
- 67 Present them to AA and similar groups that meet in your church basement
- 68 Personally deliver a DVD to visitors' homes on Sunday afternoon
- 69 Give *Jesus—Legend or Lord* to university students
- 70 Distribute them at a local flea market
- 71 Offer the DVDs as a giveaway on your website
- 72 Place them alongside materials from LHM's *Project Connect*
- 73 Place two or three randomly in your hymnals. Whoever gets one gives it away to someone not affiliated with a church.
- 74 Conduct a community seminar/Bible study on Jesus
- 75 Give to daycare centres and home care givers
- 76 Place them in dentist and chiropractor's offices*
- 77 Give them to a child care service in a local office building or gym
- 78 Mail one to each person on your Christmas card list
- 79 Pick names at random from the phone book and mail a copy
- 80 Have DVDs on hand for the Mormons and Jehovah's Witnesses when they call
- 81 Make copies special prizes in an Easter Egg Hunt
- 82 Place them under car window wipers in parking lots
- 83 Leave one behind in your grocery shopping cart for the next shopper
- 84 Give one to non-member church neighbours thanking them for being such good neighbours
- 85 Give one to the order taker and/or server at the fast food drive-thru window
- 86 Make the DVDs part of a family night
- 87 Start a home Bible study with *Jesus—Legend or Lord?*
- 88 Leave a copy in a library book when you return it
- 89 Give one to a non-Christian friend
- 90 Send one as a Valentines gift
- 91 Give a copy to your doctor
- 92 Offer a copy to your local Blockbuster or video store
- 93 Leave some with the flyers in apartment buildings*
- 94 Drop copies off at the local police and fire stations
- 95 Send one to your MP, MLA or and city councillor
- 96 Personally deliver a DVD to someone who has hurt you as you seek reconciliation
- 97 Give a copy to a family whose child is starting Kindergarten
- 98 Add a DVD to your sponsorship for fund raisers like walk-a-thons
- 99 Give copies to your school libraries
- 100 Leave a copy in a public restroom
- 101 Give a copy of each DVD to yourself; watch them and be encouraged in your faith!

*may require permission

101 ways to use the DVDs *The Story of Jesus for Children and Jesus—Legend or Lord?**

Preparation

The first step in using the DVDs is to pray, asking the Lord to use these tools to connect those who receive them to His Gospel and His community of faith—the Church.

Make sure every copy has your local information included in either the pamphlet inside each copy of *The Story of Jesus for Children* or on a label on the plastic case of *Jesus Legend or Lord?*.

Some of the strategies will create opportunities for conversation. The Lord will provide you the words to speak.


Pray fervently; act boldly!

* Many of these strategies will work for distributing invitations to your church as part of the National Lutheran Open House.



www.lutheranchurch.ca/openhouse

LUTHERAN CHURCH—CANADA
ÉGLISE LUTHÉRIENNE du CANADA
 1-800-588-4226




The Story of Jesus for Children

One DVD in 16 languages

The Story of Jesus for Children DVD features Arabic, Cantonese, English, French, Hindi, Italian, Japanese, Mandarin, Polish, Portuguese Brazil, Punjabi Indian, Russian, Spanish Latin America, Tagalog, Tamil and Vietnamese.

This 62-minute DVD introduces children to the life of Jesus of Nazareth, giving them a chance to see and hear the whole story of Jesus at once! The DVD answers questions in clear and concrete terms.

LCC PRICE: 3 FOR \$10
 plus shipping, handling and taxes



Jesus—Legend or Lord?

Dr. Paul Maier, professor of Ancient History and LCMS pastor answers the questions:

- Was Jesus an actual historical figure?
- Did He really rise from the dead?
- What was the Crucifixion?

An excellent tool for Bible study, small group ministry, or a community outreach event.


LCC PRICE: \$5 EACH
 plus shipping, handling and taxes

For these prices order at
www.tobiascom.com/lcc

or call

800-463-4685

ASK FOR THE LCC DVD PRICING



101 ways to use the DVDs *The Story of Jesus for Children and Jesus—Legend or Lord?**

